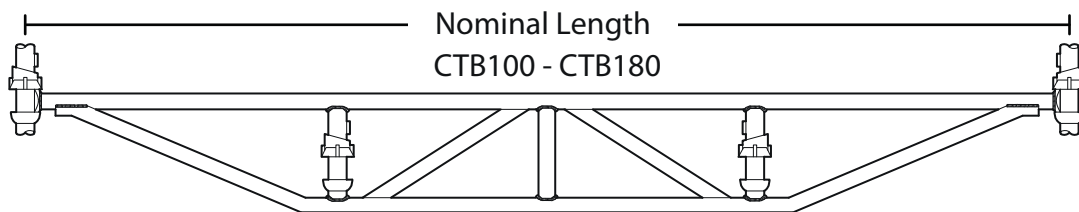
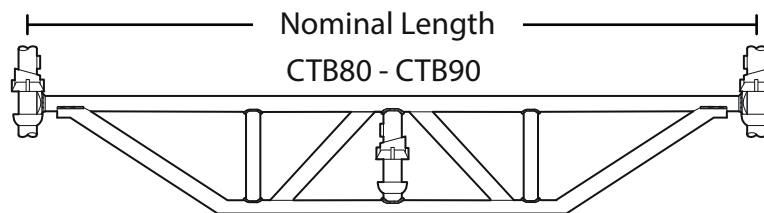
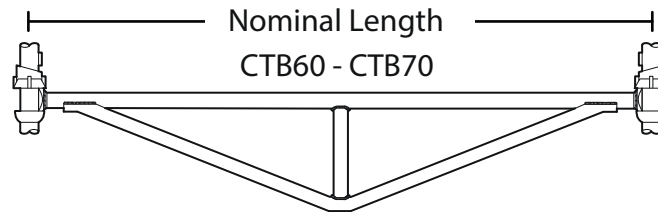




universal
Scaffolding

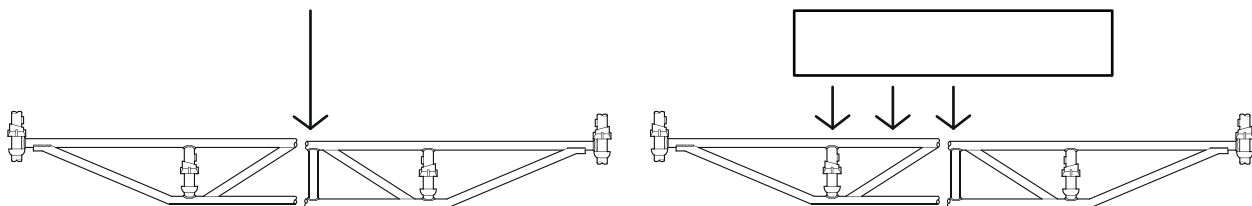
Cuplock Truss Ledgers

PRODUCT INFORMATION SHEET



Center Point Load (CPL)

Uniformly Distributed Load (UDL)



Product Code	Description	Nominal Length		Weight	
		Inches	Meters	Lbs.	Kg.
CTB60	6' 0" Truss Ledger	72	1.83	34.5	15.6
CTB70	7' 0" Truss Ledger	84	2.13	38.6	17.5
CTB80	8' 0" Truss Ledger	96	2.44	61.2	27.8
CTB90	9' 0" Truss Ledger	108	2.74	65.7	29.8
CTB100	10' 0" Truss Ledger	120	3.05	70.6	32.0
CTB120	12' 0" Truss Ledger	144	3.66	83.8	38.0
CTB140	14' 0" Truss Ledger	168	4.27	94.6	42.9
CTB160	16' 0" Truss Ledger	192	4.88	115.4	52.3
CTB180	18' 0" Truss Ledger	216	5.49	120.6	54.7